

MULTI-FAMILY CATALOG 2023



Free consultations
Facility Designs
Factory Direct Pricing
State of the Art commercial Equipment



Club House Fitness Centers

866-896-9342 / PROMAXIMA.COM / ORDERS@PROMAXIMA.COM



Centurion Series

Centurion 21TX

Commercial Treadmill with Entertainment Package



- 4 HP AC Continuous Duty Variable Speed.
- Speed rating from 0.5 to 12.4 mph.
- Incline rating from 0 to 16%.
- 26 Programs including Fit Test, Army, Navy, Marine, and Firefighter.
- Maximum user weight of 500 lbs.
- Fast Track for Speed, Grade, Quick Start, Stop, and Direct Selection.
- Dedicated 110V/20 amp circuit required
- 18.5" LED HDTV Display
- Hybrid drive control.
- Shock Absorber System.
- Self lubricating belt and waxed double-sided deck.
- Dual Grip Heart Rate Monitor with Polar Wireless Chest Strap.



21TX w/ 19" HDTV Entertainment Package



Commercial Treadmill with LED Dot Matrix Display

- 4 HP AC Continuous Duty Variable Speed.
- Speed rating from 0.5 to 12.4 mph.
- Incline rating from 0 to 16%.
- 26 Programs including Fit Test, Army, Navy, Marine, and Firefighter.
- Maximum user weight of 500 lbs.
- Fast Track for Speed, Grade, Quick Start, Stop, and Emergency Stop.
- Dedicated 110V/20 amp circuit required

Centurion 21T



Centurion Series

Centurion 25TXIA

Commercial Treadmill with Entertainment Package



- Speed rating from 0.5 to 15.5 mph.
- Incline rating from 0 to 20%.
- 5.5 HP AC Treadmill duty motor.
- Hybrid drive control system.
- 19" LCD TV/Touchscreen display.
- 26 Programs including Fit Test, Army, Navy, Marine, Airforce and Firefighter.
- Maximum user weight of 500 lbs.
- Fast Track for Speed, Grade, Quick Start, Stop, Direct Selection and Emergency Stop.
- Dedicated 110V/20 amp circuit required

Available as Centurion 25T



with LED Dot Matrix Display



Main menu



Music menu



Virtual reality menu



Internet menu



Exercise menu



19" Touchscreen HDTV



Video menu



Program menu



Centurion 25E
Commercial Elliptical without
Entertainment Package



Centurion 25R
Recumbent Bike Without
Entertainment Package



Centurion 25U
Upright Bike without
Entertainment Package



**Wi-Fi Touchscreen
HDTV Android
Entertainment
Package with
Virtual Reality**

Available for all Centurion Machines



SR900G
Club Rower



HLT-3500
Helix Lateral Trainer



SRS860G
Indoor Cycle



77100
Silk Indoor Bike

SM5
Commercial Stepmill



SEEG8925
3-in-1 Elliptical,
Stepper & Runner





VERTEX

Series

Vertex T-22

Treadmill Without Entertainment Package



5.5 HP continuous duty AC motor.
 Speed range from 0.5 – 15.6 mph.
 Incline range from 0.5 – 20%.
 4" diameter rollers.
 22" x 63" running surface.
 19" LCD capacitive touch screen with digital TV function.
 26 programs: Military, Cardio, Custom, Fat Burn and more.
 FaceBook, YouTube, 8 virtual reality programs, WiFi, Multiple language options and more.

Vertex Entertainment Package



Available on all Vertex Machines

Vertex VE-22

Variable Stride Elliptical
Without Entertainment Package

Walk up platform for easy access.
 Adjustable stride length.
 Multiple language options.
 Contact heart rate system.
 Fingertip controls.
 40 levels of resistance.



Touchscreen HDTV Display
 Analog/Digital TV
 Wi-Fi And Bluetooth
 Virtual Active Program: 8 Virtual Reality Locations With 10 Different Scenic Paths – Wild California, Los Angeles, Sydney, Vancouver, Lake Tahoe, British Columbia Rockies, South Island and New Zealand
 Facebook, YouTube, HD TV



Vertex E-22
Commercial Elliptical without
Entertainment Package



Vertex R-22
Recumbent Bike Without
Entertainment Package

Vertex B-22
Upright Bike Without
Entertainment Package



Display Features



Main Menu

Goal Menu



Virtual Reality

Facebook



YouTube

Touchscreen HDTV



GALAXY SERIES

Galaxy GT5 Treadmill




- Speed range from 0.2 - 13.2 MPH
- Incline from 0 - 15%
- 4hp AC brushless motor
- Over 20 programs
- Contact heart-rate receivers
- Personal adjustable fan
- 500lb. max user weight
- 60" x 22" running surface
- 1" reversible phenolic deck
- Premium 4-ply orthopedic running belt
- Smooth deck absorbent system
- 3" belt rollers
- 6.75" step on height
- Durable powder coated frame
- USB charging port
- Transport wheels for ease of transport
- Dedicated 110V/20 amp circuit required

Galaxy GE5
Treadmill



Galaxy GR5
Recumbent Bike



Galaxy GU5
Upright Bike





STEALTH

by PROMAXIMA



***GIVE YOUR FACILITY
A NEW LOOK***

- Premium Performance
- True Cam Resistance
- Fully Enclosed Weight Shroud
- Instructional Placard
- Water Bottle Holder
- 2" x 4" Oval 11 Gauge Tubing
- Small Footprint
- 5lb. Add-on weight system





P-3200
Tricep Press



P-1000
Chest Press



P-1500
Combo
Vertical Chest
Press/ Pectoral
Fly



P-5000
Seated Leg Press



P-1350
Multi Chest Press/
Incline Press



P-4300
Combo Hi Lat
Pull/ Seated
Mid Row



P-5800
Leg Extension/
Prone Leg Curl



P-6550
Abdominal and
Back Extension



P-3350
Tricep/Bicep

CL-130
Seated
Leg Press



CL-15
Combo
Chest Press



CL-20
Pectoral
Butterfly



CL-120
Prone
Leg
Curl



CL-10
Chest
Press



CL-35
Combo
Lat Pull/
Seated
Row



CL-75
Bicep Curl/
Tricep
Extension



CL-110
Leg Extension



CL-60
Lateral
Raise



CL-50
Shoulder Press



P-350 Multi-Gym



Also available as a corner unit for smaller spaces...

Features



P-350C

- 2" x 2" and 2" x 3" 11 Gauge steel constructions.
- 40 oz. Seamless upholstery, bacteria free.
- Bright colored pull knobs.
- High lat pull w/ padded seat and thigh pads.
- Leg extension & leg curl.
- Chest incline & decline press.
- Low row.
- Arm Curls.
- Shoulder shrugs.
- Leg kicks.
- Cable Pulls.
- Vertical sit-ups and dips.



Features

- 2" x 2" and 2"x 3" 11 Gauge steel construction.
- 40 oz. Seamless upholstery, bacteria free.
- Handles with custom rubber grips.
- Leg Press with non-slip foot pad.
- Multi press.
- Combo leg curl/leg extension.
- High lat pull with padded seat and thigh pads.
- Instructional color placards.
- Bright red colored pull knobs.
- Durable powdercoat finish.



CM-335
Multi Functional Trainer



CM-336
Multi Functional Trainer



CM-337
Functional Trainer Corner Unit



Smart 2 Section C-D Functional Training Center

- Includes the following products:
- (1) 2-section ftc rig with 1 storage tray and 1 rope Anchor
 - (1) 55cm, 65cm, and 75cm stability Balls
 - (1) 4lb, 6lb, and 8lb medicine Balls
 - (2) 10lb and 15lb medicine Balls
 - (6) 16mm exercise mats
 - (2) smart recovery foam rollers
 - (2) smart straps Bodyweight training system
 - (1) Light, medium, and Heavy strength Bands
 - (1) 30lb resistance cable and Handle
 - (1) 40lb resistance cable and Handle
 - (1) 30ft x 1.5in diameter conditioning rope
 - (2) smart speed Jump ropes
 - (1) smart core Wheel



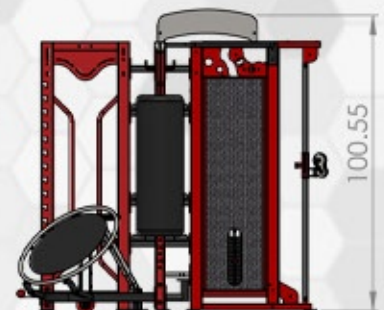
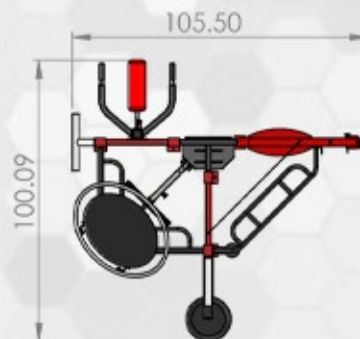
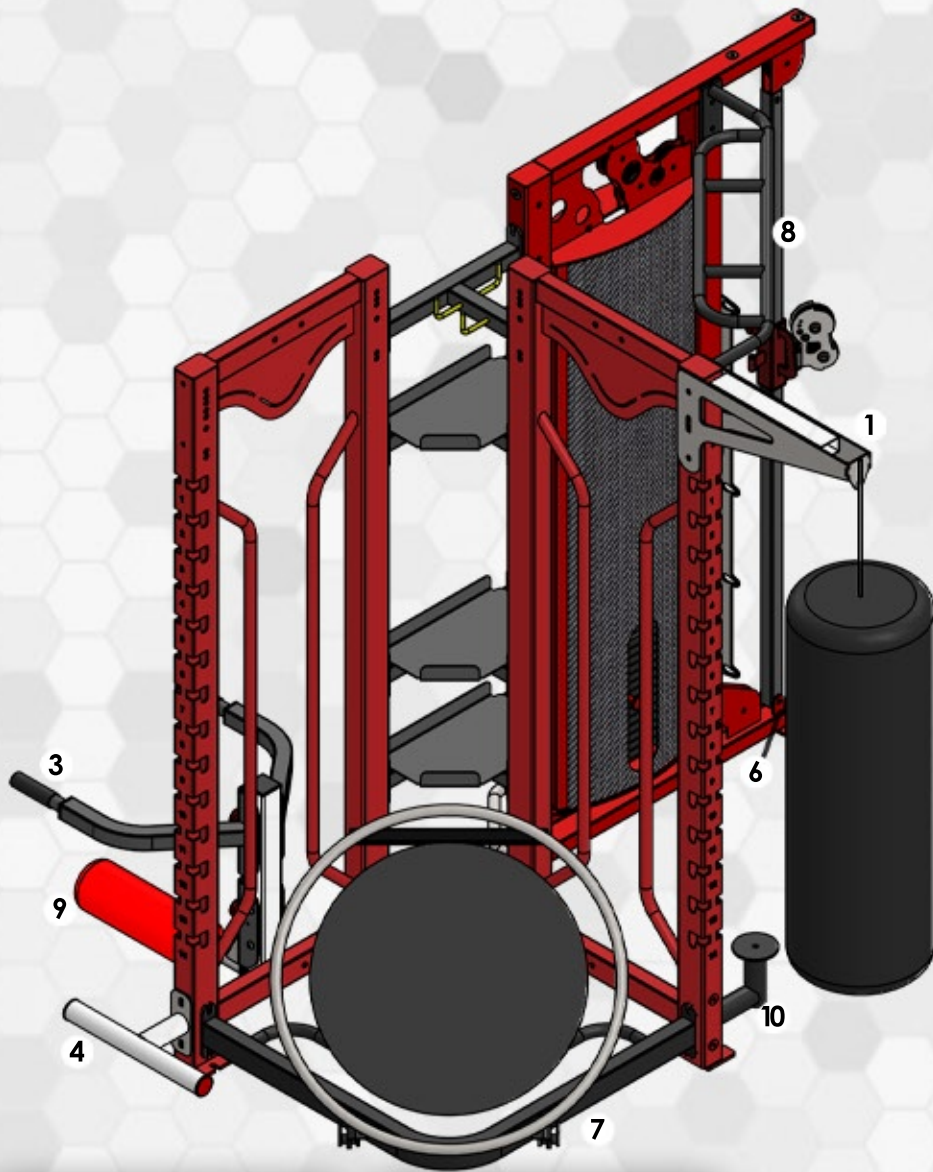
Equalizer 8

Specifications

- 3" x 4" 7 Gauge steel frame
- Multiple users at the same time
- Many Configurations to choose from
- Maximize workout w/minimal space
- Large selection of attachments available
- Weight ball and Kettlebell storage
- Durable powder-coat finish
- 225lb Single stack cable column

Included Features

1. Heavy bag attachment
2. 3-in-1 Foam plyometric multi-box
3. Dip attachment
4. Sit up foot holder attachment
5. Abdominal pad
6. Landmine attachment
7. Ball rebounder
8. Chin-up station
9. Single leg squat attachment
10. Rope cleats
11. Patented Trak Handle






Equalizer 2

Features

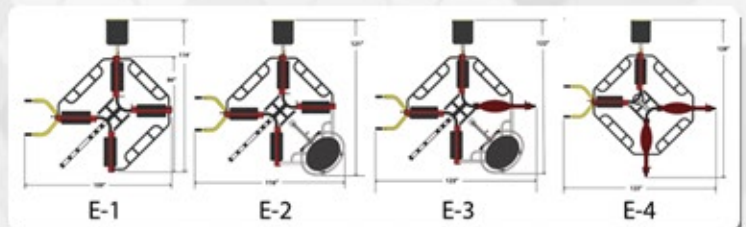
- 3" x 4" 7 Gauge steel frame.
- Multiple users at the same time.
- 4 Configurations to choose from.
- Maximize workout w/ minimal space.
- Large selection of attachments available.
- Weight ball and Kettlebell storage.
- Durable powder-coat finish.

Options

- Heavy bag attachment.
- Step-up platform.
- Dip attachment.
- Sit-up foot holder.
- Landmine attachment.
- Ball rebounder.
- Chin-up station.
- Center rope attachment.
- Rope cleats.




Equalizer 6



Treadwall V6

Weight: 900 Pounds.
Construction: Steel framework with custom-machined wood panels.
Placement: Inside standard - outside with exterior upgrade.
Width of Climbing Surface: 6 feet.
Total Length of Climbing Surface: 18 feet.
Number of Possible Hold Placements: 216.
Angle Range: vertical only.
Mode of Control: Electro-hydraulic braking and resistance.
Electrical Requirements: 9 VDC (1500ma) Plug-in transformer or battery.
Electronic Display: Measures distance (feet or meters), time and calories.
Time and distance goals can be pre-set.
Frame Color: Anthracite gray is standard. Custom colors available.
Panel Color: Natural wood.
Holds: Set of 45 custom training holds in 3 color groups, with optional 14 ladder Line(tm) holds.
Maximum Hold Size: 2.5 inches high by 6 inches wide.
Floor Mat: 4 feet x 6 feet custom mat, 1.25 inches dual foam, black 14 oz vinyl cover.



Treadwall V6

Weight: 750 Pounds.
Construction: Steel framework with custom-machined wood panels.
Placement: Inside standard - outside with exterior upgrade.
Width of Climbing Surface: 4 feet.
Total Length of Climbing Surface: 18 feet.
Number of Possible Hold Placements: 144.
Angle Range: vertical only.
Mode of Control: Electro-hydraulic braking and resistance.
Electrical Requirements: 9 VDC (1500ma) Plug-in transformer or battery.
Electronic Display: Measures distance (feet or meters), time and calories.
Time and distance goals can be pre-set.
Frame Color: Anthracite gray is standard. Custom colors available.
Panel Color: Natural wood.
Holds: Set of 36 custom training holds in 3 color groups, with optional 13 ladder Line(tm) holds.
Maximum Hold Size: 2.5 inches high by 6 inches wide.
Floor Mat: 4 feet x 4 feet custom mat, 1.25 inches dual foam, black 14 oz vinyl cover.

Accessories



Smart Deluxe
Accessory Rack



Hanging
Yoga Mats



Agility
Balls



Soft and Hard
Medicine
Balls



Smart Terra Core Balance Step



Accessories

FW-69
Barbell Rack



PLR-495
Hip Flexion/Dip/
Chin Up/Push UP



Kettlebells



FW-166
Adjustable
Workbench



FW-234
Dumbbell Rack




Standard Frame Colors



Standard Upholstery Colors



Shock/Sound Absorbing Ultra-tile



Performance Rollout Flooring



Duraflex Rubber Flooring






Made in the U.S.A



PRECISION EQUALS QUALITY



First Class Delivery and Installation



Nationwide Sales, Service and Installation